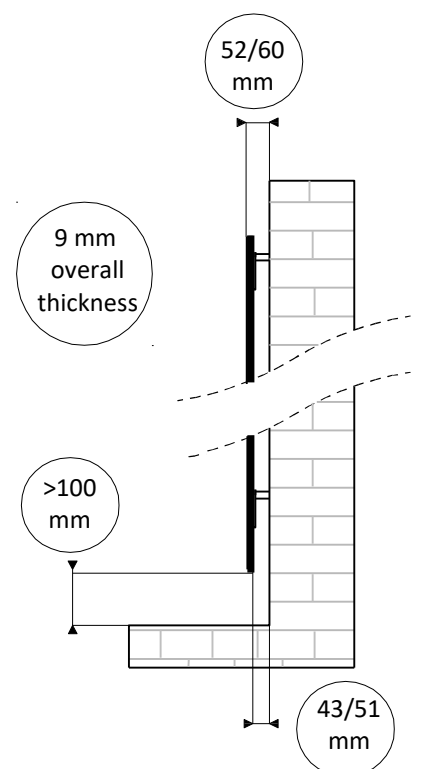


⊕ : fixing point center

in case of vertical positioning the control graphics must be kept on the right hand side, while for horizontal positioning the control graphics must be kept on the lower side.

<b>Material</b>	4mm tempered glass + 1mm etched foil + 4mm tempered glass
<b>El. power supply</b>	230-240 V / 50Hz - 1,30 m long power supply cable
<b>No. of fixing points</b>	4
<b>Package</b>	Cardboard box with inner polystyrene protections
<b>Standard included equipment</b>	Remote control, wall-mounting remote control holder, wall-fixing brackets, user's manual



This appliance is intended for domestic use for room heating.  
It shall not be put to any other use.

In the bathroom or shower the appliance must be fitted outside the safety zone.  
The control devices must be out of reach for people in the bathroom or shower.

The controls must be placed in zone 3. (Fig. 1)

Keep the given minimum distances. (Fig. 2-3)

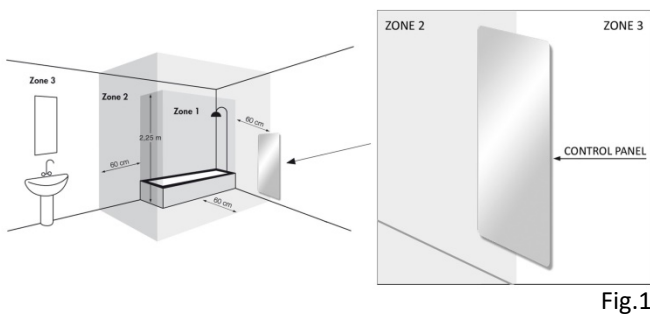


Fig.1

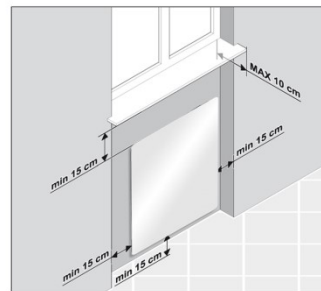


Fig. 2

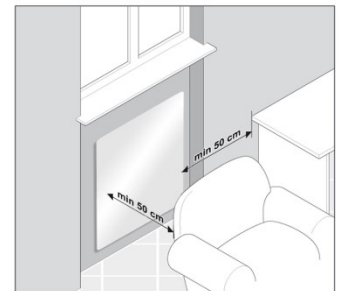


Fig. 3

Model	Power supply	Height	Width	Weight	Watt
S	ELECTRIC	1000	500	11.00	700
M	ELECTRIC	1220	600	15.60	1000
L	ELECTRIC	1520	600	19.20	1500

The radiators are equipped with an advanced control system with touch screen controls and light indicators which indicate the set function.

## FINISHING



White  
Ral 9016



Black  
Ral 9005



Grey  
Ral 7012



Red  
Ral 3000



Mirror



Ral colours  
On demand